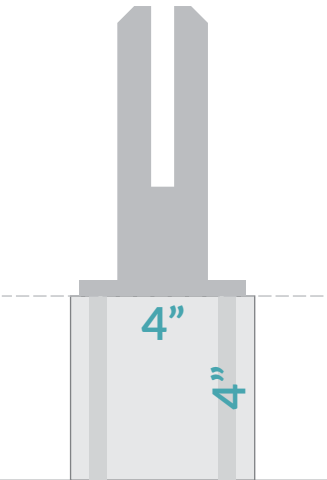
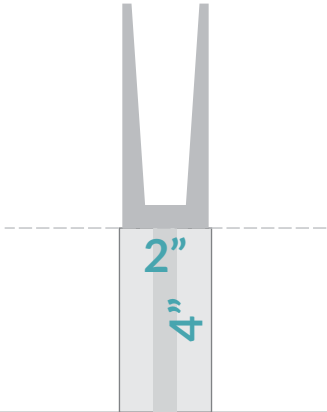

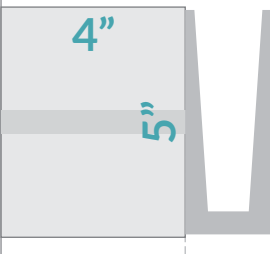
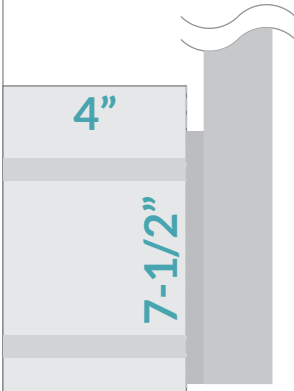
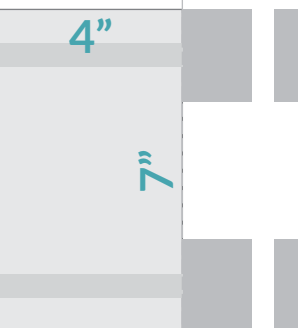
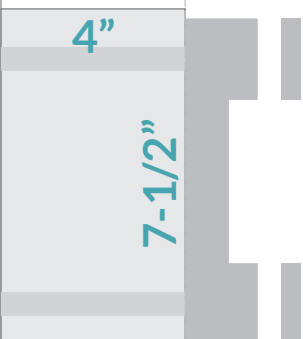
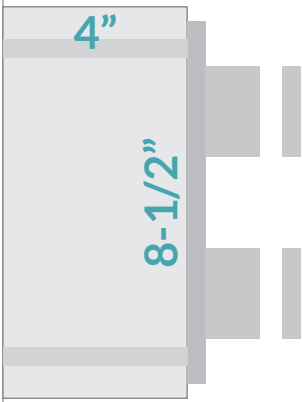


L.A. RAILINGS

Minimum Solid Support Requirements

TOP-MOUNTED SYSTEMS	MOST POPULAR		MOST POPULAR		CHECK AVAILABILITY
		SPIGOT CLAMP		U-CHANNEL SLIM BASE SHOE TRACK	
				POST	
SIDE-MOUNTED SYSTEMS OR FASCIA-MOUNTED SYSTEMS					CHECK AVAILABILITY
		SMART SPIGOT		U-CHANNEL SLIM BASE SHOE TRACK	
					
				POST	
					
		STANDOFF PINS		DOUBLE STANDOFF	
					
			DOUBLE STANDOFF WITH PLATE		