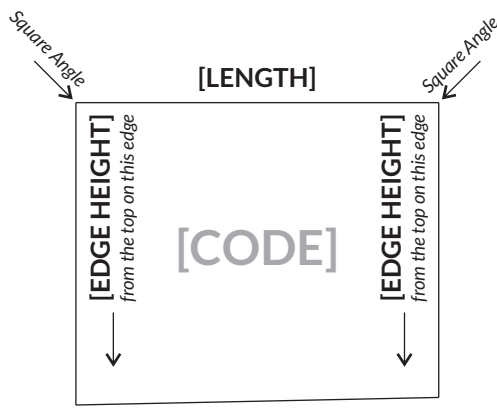
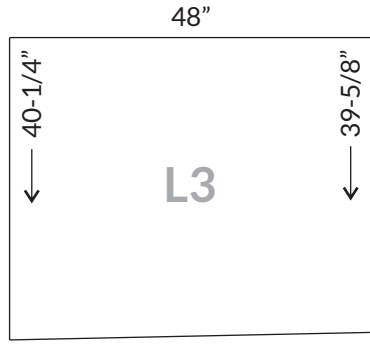
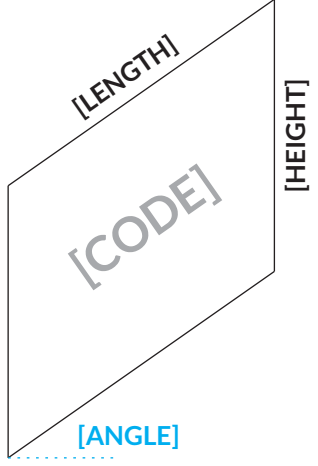
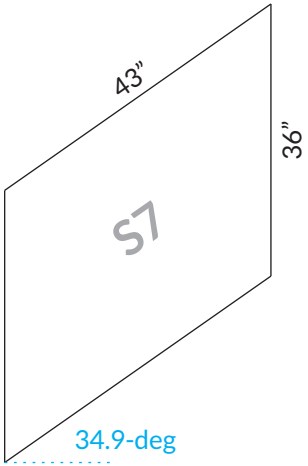


L.A. RAILINGS

How to provide glass measurements for fabrication

Regular rectangular panels	Panels out-of-square (slight slopes at the bottom)	Panels for stairs
<p><i>A regular typed list is enough.</i></p> <p>[CODE]: [LENGTH] x [HEIGHT] H</p> <p><i>Example:</i></p> <p>L1: 47-1/4" x 40" H</p> <p><i>Example of a list:</i></p> <p>L1: 47-1/4" x 40" H; L2: 48" x 40" H; L3, L4, L5 (three panels): 52" x 40" H; L6, L7 (two panels): 49-1/8" x 40" H; L8: 47-5/16" x 40" H.</p>	<p><i>A sketch or a 2D design is necessary.</i></p>  <p><i>Example:</i></p> 	<p><i>A sketch or a 2D design is necessary.</i></p>  <p><i>Example:</i></p> 

All measurements in inches. Fractions can't be smaller than 16. Fractions of 32 or 64 are not accepted. Example: 47-5/16" is ok. 47-9/32" is not.